

# IOS XR

2016/7/1



## IOS XR Routers



**Carrier Routing System (CRS)**

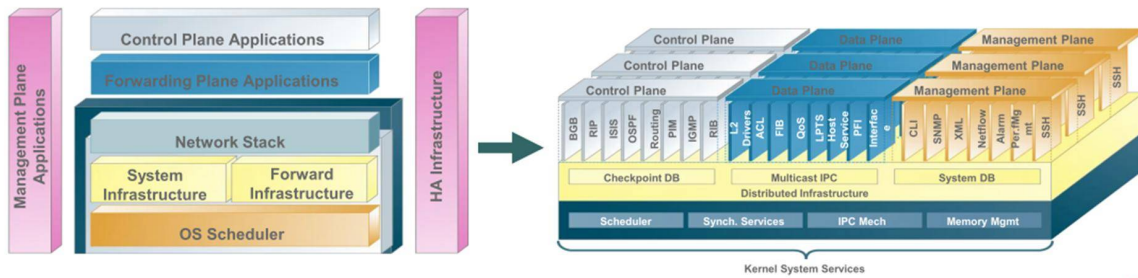


**Network Convergence System (NCS)**



**Aggregation Services Router (ASR) 9000**

# Evolution of Router OS



IOS	IOS XR
<ul style="list-style-type: none"> <li>▪ Monolithic Kernel</li> <li>▪ Run to Completion Scheduler</li> <li>▪ Centralized Infrastructure</li> <li>▪ Centralized applications</li> <li>▪ Everything has hardware access</li> </ul>	<ul style="list-style-type: none"> <li>▪ Micro Kernel</li> <li>▪ Preemptive Multitasking</li> <li>▪ Distributed Infrastructure</li> <li>▪ Distributed applications</li> <li>▪ Limited access to hardware</li> </ul>

Established 2004

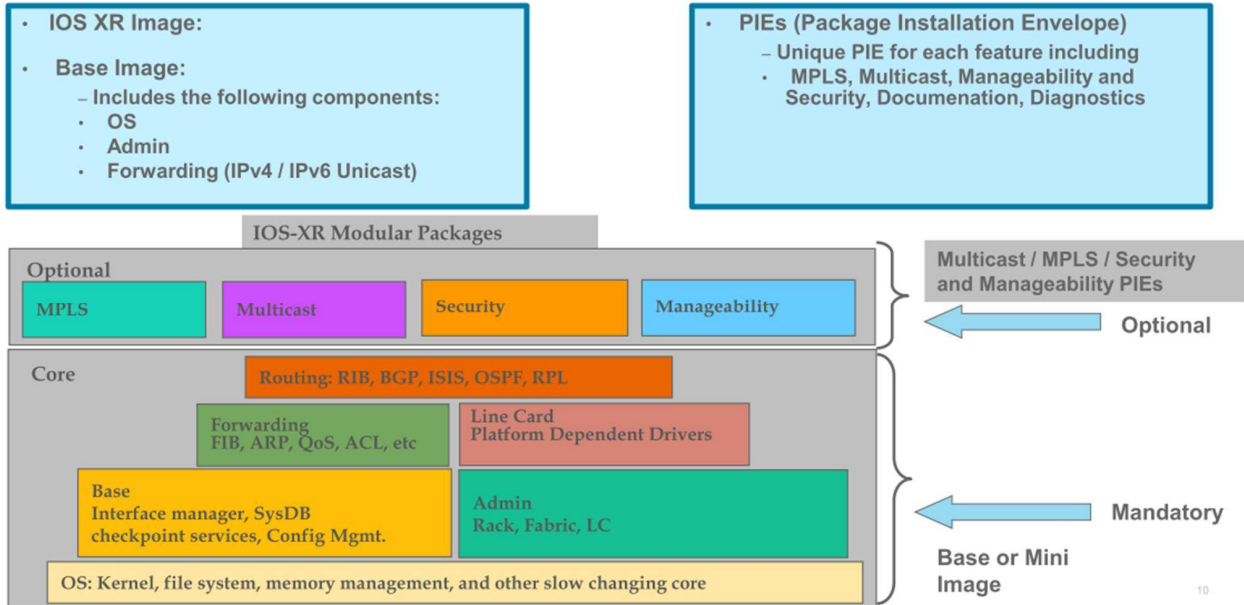
## IOS XR's Software Packaging

- Does not use a single file
- Package Installation Envelopes (PIEs) are a delivery mechanism for packages.
- The 'mini' is the core composite package that contains mandatory software to boot IOS XR



PIE?

# IOS-XR Software Packages



## Example

- asr9k-fpd-px.pie-5.3.1
- asr9k-k9sec-px.pie-5.3.1
- asr9k-mcast-px.pie-5.3.1
- asr9k-mgbl-px.pie-5.3.1
- asr9k-mini-px.pie-5.3.1
- asr9k-mpls-px.pie-5.3.1
- asr9k-optic-px.pie-5.3.1

# IOS XR Versioning

- Major release – New functionality  
(4.2, 4.3, 5.1, 5.2, etc.)
- Maintenance release – SW fixes  
(5.2.0, 5.2.1, 5.2.2)
- There are not any special S, T, J, or XT trains; special functionality is added through packages.

## IOS XR EMR – Extended Maintenance Release

- Bug fix only release
- Concentrated testing on features with high CFD & SRs
- Focused bug backlog reduction
- Significantly lower or no bug collaterals
- Higher quality image from each branch
- SMUs fully integrated from x.0/x.1 releases
- Field feedback incorporated
- Extended support

Software Feature Release	4.3	5.1	5.2	5.3
SMR (24 months)	4.3.0	5.1.0	5.2.0	5.3.0
	4.3.1	5.1.1	5.2.2	5.3.1
	4.3.2	5.1.2	5.2.4	5.3.2
EMR (36 months)	4.3.4	5.1.3		5.3.3

---

## PIE Installation Concepts

- PIEs can be added, upgraded, or removed.
- Three phases of PIE installation
  - **Add** : Copies the package file to the local storage and unpacks the files
  - **Activate** :Installs the new code by restarting processes/nodes with new code
  - **Commit** : Locks the activated code to sustain reloads

---

## Removing a PIE

### Three phases of removing a PIE

1. **DeActivate** – Removes the code from runtime
2. **Commit** – Locks the code change to sustain reloads
3. **Delete** – Removes unused packages from the local storage

## Software Maintenance Upgrade (SMUs)

- Patches for urgent issues for a specific code release and platform
- Fix integrated into the subsequent IOS XR maintenance release.
- Corrects defects only.
- SMU is named by release and bugid - Examples - hfr-px-5.2.1.**CSCue55783**.pie

## XR Install

### TURBOBOOT

Demo:

```
TURBOBOOT=on,disk0,format  
IP_ADDRESS=10.1.1.1  
IP_SUBNET_MASK=255.255.255.0  
DEFAULT_GATEWAY=10.1.1.2  
TFTP_BLKSIZE=1024  
rommon 35 > boot tftp://10.1.1.2/hfr-mini-px.vm-4.1.2  
USB: boot usb://xxxx.vm-4.1.2
```

### Install Mode

1. RP/0/RSP0/CPU0:ASR-1(admin)#install add source tftp://124.74.212.29 asr9k-mini-pie-4.2.1 asr9k-k9sec-p.pie-4.2.1 asr9k-mcast-p.pie-4.2.1 asr9k-mgbl-p.pie-4.2.1 asr9k-doc-p.pie-4.2.1 asr9k-mpls-p.pie-4.2.1 sync (this can be done before Upgrade)
2. RP/0/RSP0/CPU0:ASR-1(admin)#install activate disk0:\*4.2.1\* sync
3. After system reload, Install SMU and Upgrade FPD

## Protected Memory Space For Processes

Each process has a virtual memory space

- Kernel/MMU maps virtual address to physical address (at page level)
- Threads share the memory space

One process cannot corrupt another's process's memory

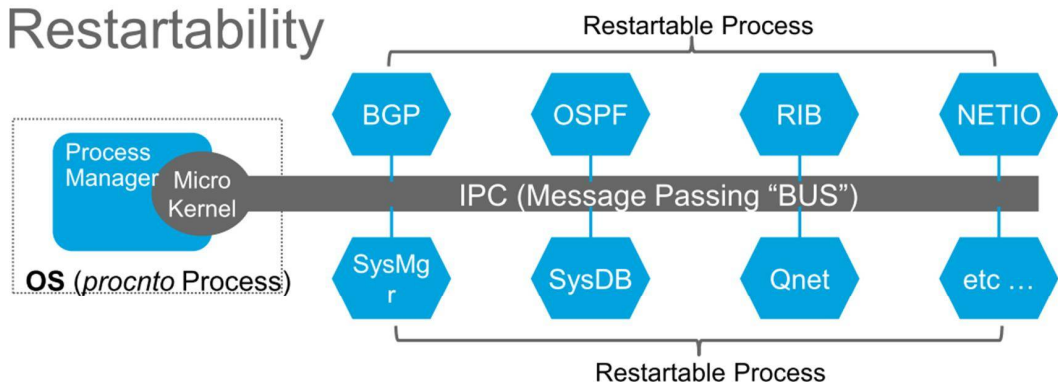
- Process can only access virtual space

IOS processes share same memory space

through aliasing. Possible for one process to corrupt another process's memory

## Process Restartability

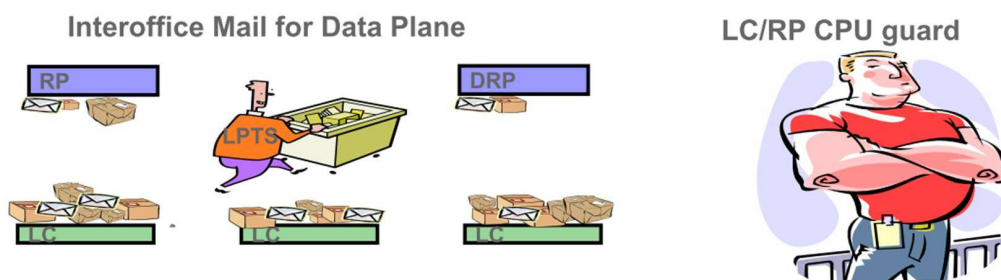
### Process Restartability



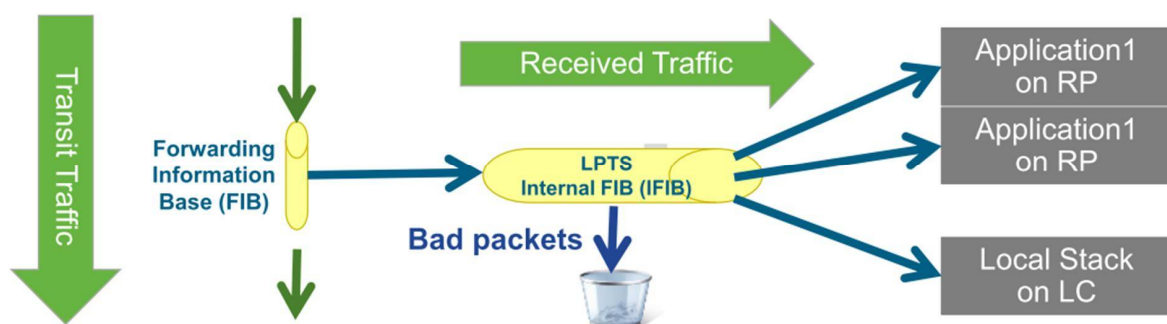
- Used for containing small faults or process failures
- All processes outside the microkernel process manager are individually restartable.
- If any of the processes, including SysMgr, SysDB, BGP, or Qnet, is restarted it does not cause the entire system to reload.
- Certain processes are '**mandatory**' – must always be running. Failure of mandatory processes can cause RP failover

## Local Packet Transport Services (LPTS)

- Equivalent to CoPP but MUCH better
- Responsible for delivery of data destined for a router.
- Does not apply to transit or IPC traffic
- Enables delivery of data to distributed processes across the system hardware (RPs, LCs)



## Local Packet Transport Services (LPTS)

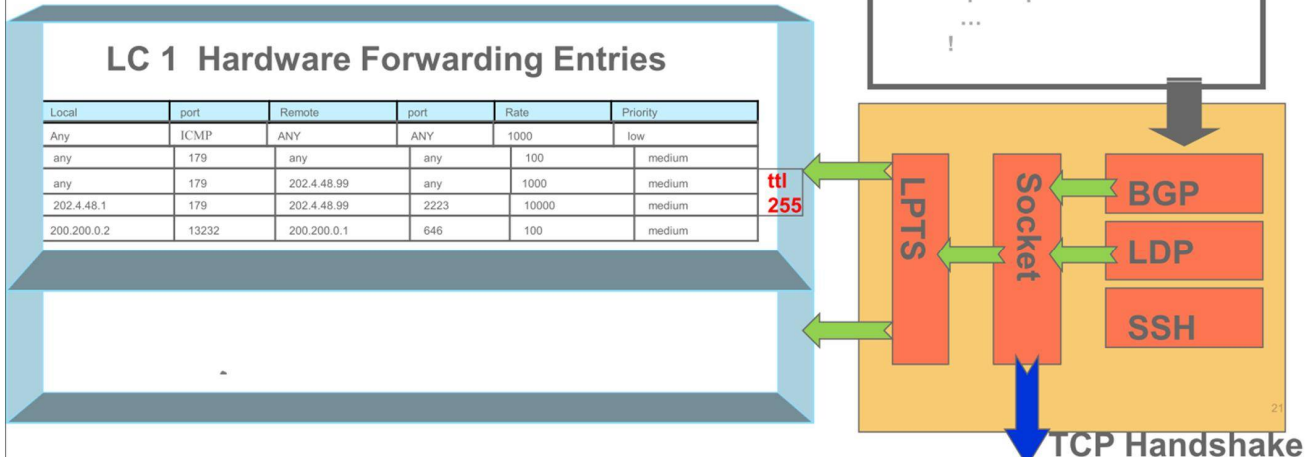


- LPTS is transparent and automatic
- LPTS acts as an dynamic internal firewall to protects router resources
  - Rules are dynamically built based upon control plane flows

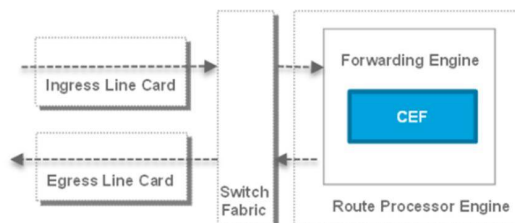


# LPTS: Dynamic Control Plane Protection

- DCoPP is an automatic, built in firewall for control plane traffic.
- Every Control and Management packet from the line card is rate limited in hardware to provide flood protect at RP



# Router Forwarding Architectures: Centralized



- Forwarding Engine (FE) resides on the route processor (RP)
- Packets received on a line card are forwarded to the forwarding engine (on route processor) for destination lookup.
- Packets are then forwarded to the appropriate LC for egress
- Packets are sent to FE even if the ingress and egress ports are on the same LC.
- Not efficient or scalable

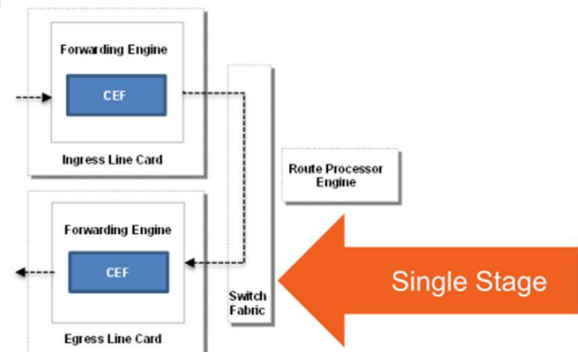
# Router Forwarding Architectures: Single-Stage Distributed

**LC1 Forwarding Engine Table**

Destination Network	Out Int	Next-Hop IP	Next-Hop MAC	Outbound MAC
10.10.10.0/24	Gi 2/0	10.1.1.1	00:10:00:C1:5C:01	00:10:00:00:11:01
10.20.20.0/24	Gi 1/0	10.2.2.2	00:10:00:C1:5C:02	00:10:00:00:11:02

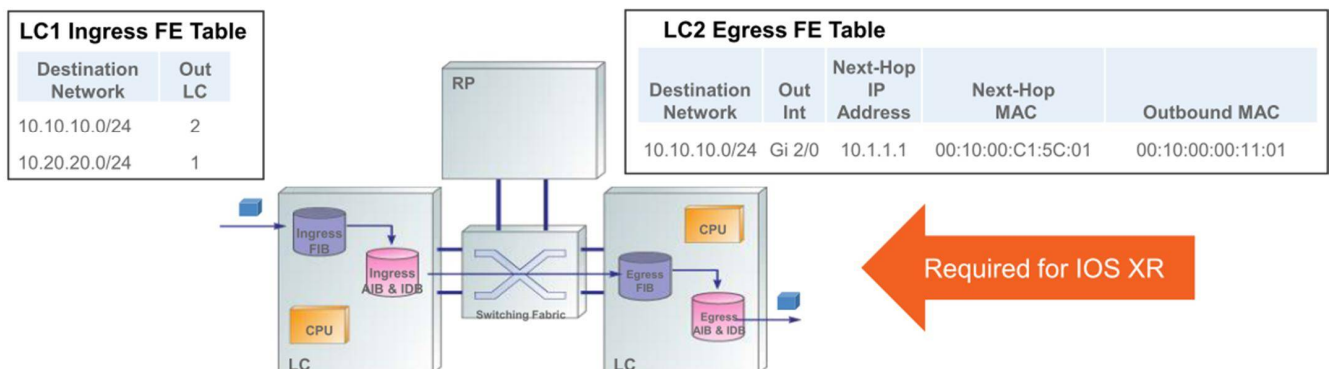
**LC2 Forwarding Engine Table**

Destination Network	Out Int	Next-Hop IP	Next-Hop MAC	Outbound MAC
10.10.10.0/24	Gi 2/0	10.1.1.1	00:10:00:C1:5C:01	00:10:00:00:11:01
10.20.20.0/24	Gi 1/0	10.2.2.2	00:10:00:C1:5C:02	00:10:00:00:11:02



- Route processor programs forwarding engine based upon routing protocols
- Forwarding Engine (FE) resides on the line cards. Contains all the routes, next-hops, and outbound IP addresses
- Ingress line card performs destination lookup.
- Packets are sent out on the fabric only if the egress port is on a different LC. Packets are locally forwarded if the ingress and egress ports are on the same LC.

# Router Forwarding Architectures: Two-Stage Distributed



## Two stage forwarding(Distributed)

- Each line card has two forwarding engines: Ingress and Egress
- Ingress forwarding engine contains destination networks and destination LC
- Egress forwarding engine maintains AIB & IDB for networks attached to it. Egress FE Identifies next-hop, re-writes MAC address, etc

IDB, or interface descriptor block, is Cisco terminology for a special control structure internal to the IOS that contains all the information on any given interface.

## CLI Modes

There is no user mode prompt

```
IOS>
```



### Executive mode

(Protocol Configuration)

```
RP/0/0/CPU0:IOS-XR#config t
RP/0/0/CPU0:IOS-XR(config)#
```

### Admin Mode

(Platform Power and Software Version)

(Package Installation/Upgrade/Removal)

```
RP/0/0/CPU0:IOS-XR#admin
RP/0/0/CPU0:IOS-XR(admin)#
```

## CLI Parsing Utilities

```
RP/0/RP0/CPU0:CRS-D#show run | ?
```

begin	Begin with the line that matches
exclude	Exclude lines that match
file	Save the configuration
include	Include lines that match
utility	A set of common unix utilities

# CLI Parsing Utilities

```
RP/0/RP0/CPU0:CRS-D#show run | utility ?
cut      Cut out selected fields of each line of a file
egrep    Extended regular expression grep
fgrep    Fixed string expression grep
head     Show set of lines/characters from the top of a file
less     Fixed string pattern matching
more     Paging Utility More
script   Launch a script for post processing
sort     Sort, merge, or sequence-check text files
tail     Copy the last part of files
uniq     Report or filter out repeated lines in a file
wc       Counting lines/words/characters of a file
xargs    Construct argument list(s) and invoke a program
```

# RegEx Queries

```
RP/0/RP0/CPU0:CRS1#show processes cpu | exclude 0%
CPU utilization for one minute: 2%; five minutes: 2%; fifteen minutes: 2%

PID      1Min      5Min      15Min Process
131105   1%         1%         1% ce_switch
131106   1%         1%         1% eth_server

RP/0/RP0/CPU0:CRS1#show processes cpu | exclude " 0%|ce_"
CPU utilization for one minute: 2%; five minutes: 2%; fifteen minutes: 2%

PID      1Min      5Min      15Min Process
131106   1%         1%         1% eth_server
```

## Multi pipe support

- Support multiple pipes on the command line so that the output can be processed by
- multiple parsers with the output of any show command.
- Up to 8 pipes are supported.
- Support for Include, Exclude and Regex all at the same time

```
RP/0/RP0/CPU0:CRS1#show log start Jan 3 07:00:00 | in LDP | in " UP|DOWN" | ex "10.2[0-5]"
RP/6/RP0/CPU0:Jan 3 17:10:18: mpls_ldp[1038]: %ROUTING-LDP-5-NBR_CHANGE : Neighbor 10.1.1.1:0, DOWN
(Interface state down)
RP/6/RP0/CPU0:Jan 3 17:10:58: mpls_ldp[1038]: %ROUTING-LDP-5-NBR_CHANGE : Neighbor 10.1.1.1:0, UP
```

## IOS-XR Interface Format

New CLI reflects the HW position in the system

- ◆ Introduces the Hierarchical location scheme
- ◆ Interfaces have the **Rack/Shelf/(Slot/Bay)/Interface** scheme

Protocol referenced by address family type – v4/v6

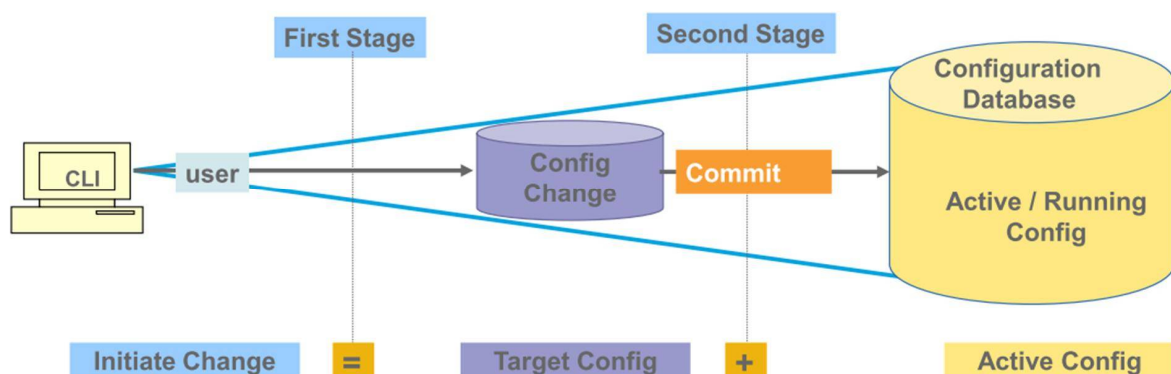
```
RP/0/0/CPU0:CRS1#show ipv4 interface brief
```

Interface	IP-Address	Status	Protocol
MgmtEth0/0/CPU0/0	10.23.1.69	Up	Up
MgmtEth0/0/CPU0/1	unassigned	Shutdown	Down
GigabitEthernet0/2/0/0	100.12.1.1	Up	Up

# Differences in IOS XR's Configuration Management

- IOS-XR's configuration is held in a System DB (SysDB)
  - **There is not a startup-config**
- Router configuration is based on two stage configuration model.
- The “running” or “active” configuration can not be modified directly.
- User makes changes to a Target Configuration for the staging of all the changes.
- Supports pre-configuration of hardware
- The Target Configuration must be explicitly Committed to the active configuration (second stage) which applies the changes to the running-config.

## IOS-XR CLI: Two Stage Configuration Model



# Target Configuration

```
RP/0/0/CPU0:ios#conf terminal
RP/0/0/CPU0:ios (config)#hostname XR1
RP/0/0/CPU0:ios (config)#cdp
RP/0/0/CPU0:ios (config)#int gigabitEthernet 0/0/0/0
RP/0/0/CPU0:ios (config-if)#cdp
RP/0/0/CPU0:ios (config-if)#int gigabitEthernet 0/0/0/1
RP/0/0/CPU0:ios (config-if)#cdp

RP/0/0/CPU0:ios (config-if)#show configuration
Building configuration...
hostname XR1
cdp
interface GigabitEthernet0/0/0/0
  cdp
!
interface GigabitEthernet0/0/0/1
  cdp
!
End
```

Nothing has been processed to the running-configuration

This is the target configuration

## Commit'ng the Change

- The target configuration is checked for validity. It is applied all at once to the running-configuration.
- If an invalid configuration is found, the commit will fail
- All successful commits are given a Commit-ID and is stored in the SysDB

```
RP/0/0/CPU0:ios (config-if)#commit
RP/0/0/CPU0:Sep 21 00:26:25.360 : config[66391]: %MGBL-CONFIG-6-DB_COMMIT : Configuration
committed by user 'JCHAMBR'. Use 'show configuration commit changes 1000000638' to view
the changes.
RP/0/0/CPU0:XR1 (config-if)#
```

# IOS-XR CLI: Config error handling

## Commit error

- None of the configuration is applied to the running-configuration
- Syntactically correct but 'invalid' from configuration commit standpoint
- Error details viewed through "show configuration failed" command

```
RP/0/0/CPU0:CRS1#configuration term
RP/0/0/CPU0:CRS1(config)#policy p1
RP/0/0/CPU0:CRS1(config-pmap)#class c0
RP/0/0/CPU0:CRS1(config-pmap-c)#set precedence 0
RP/0/0/CPU0:CRS1(config-pmap-c)#
RP/0/0/CPU0:CRS1(config-pmap-c)#commit
% Failed to commit one or more configuration items during an atomic operation, no changes
have been made. Please use 'show configuration failed' to view the errors
RP/0/0/CPU0:ios(config-pmap-c)#
RP/0/0/CPU0:ios(config-pmap-c)#show configuration failed
!! CONFIGURATION FAILED DUE TO SEMANTIC ERRORS
policy-map p1
  class c0
    set precedence routine
!!% Class-map not configured: c0
```

## Viewing of List of Commit-IDs in SysDB

```
RP/0/0/CPU0:XR1#show configuration commit list
No. Label/ID      User      Line      Client      Time Stamp
~~~~ ~~~~~~      ~~~~~      ~~~~~      ~~~~~~      ~~~~~~
1    1000000038    JCHAMBR  vty3:node0_0_CPU0  CLI      Fri May 13 11:06:35 2015
2    1000000037    KJOHNS   vty3:node0_0_CPU0  CLI      Fri May 13 11:05:33 2015
3    1000000036    BEDGEW   vty3:node0_0_CPU0  CLI      Fri May 13 11:00:41 2015
4    1000000035    MOALI    vty3:node0_0_CPU0  CLI      Fri May 13 10:59:39 2015
5    1000000034    JCHAMBR  vty3:node0_0_CPU0  CLI      Tue Apr 27 15:08:04 2015
6    1000000033    KJOHNS   vty1:node0_0_CPU0  CLI      Tue Mar 16 15:32:27 2015
7    1000000032    MOALI    vty3:node0_0_CPU0  CLI      Mon Mar 15 16:22:54 2015
8    1000000031    BEDGEW   vty3:node0_0_CPU0  CLI      Mon Mar 15 16:21:14 2015
```



## Viewing List of Configuration Changes in SysDB

```
RP/0/0/CPU0:XR1#show configuration commit changes 1000000025
Building configuration...
!
no route-policy RPL-L3-IPv4-IN-BETA
end
```

```
RP/0/0/CPU0:XR1#show configuration commit changes last 3
Building configuration...
no cdp
!
no interface Loopback0
!
no router ospf 1
end
```

## Configuration Rollback

- Allows the configuration to be rolled back a # of changes or restores the configuration to a specific point of time.
- Configuration rollback is considered a change.
- It is possible to view the list of changes being made before issuing a rollback

```
RP/0/0/CPU0:XR1-COMMITREPLACE#rollback configuration last 3
Loading Rollback Changes.
Loaded Rollback Changes in 1 sec
Committing..
10 items committed in 2 sec (4)items/sec
Updating.
Updated Commit database in 1 sec
Configuration successfully rolled back 3 commits.
RP/0/0/CPU0:XR1#
RP/0/0/CPU0:XR1#show configuration commit list
```

SNo.	Label/ID	User	Line	Client	Time Stamp
1	1000000021	JCHAMBR	con0_0_CPU0	Rollback	Fri May 20 16:37:10 2015
2	1000000020	JCHAMBR	con0_0_CPU0	CLI	Fri May 20 16:08:57 2015

## Show configuration commit list

```
RP/0/0/CPU0:ios(config)#int loopback 0
RP/0/0/CPU0:ios(config-if)#ipv4 address 1.1.1.1 255.255.255.255
RP/0/0/CPU0:ios(config-if)#commit
Tue Dec 8 09:44:22.934 UTC commit changes 1000000001
```

```
RP/0/0/CPU0:ios(config)#snmp-server community public ro
RP/0/0/CPU0:ios(config)#commit
Tue Dec 8 09:45:07.881 UTC
RP/0/0/CPU0:ios(config)#exit commit changes 1000000002
```

```
RP/0/0/CPU0:ios(config)#hostname XRv01
RP/0/0/CPU0:ios(config)#commit
Tue Dec 8 09:45:58.478 UTC
RP/0/0/CPU0:XRv01(config)#end commit changes 1000000003
```

```
RP/0/0/CPU0:XRv01#show configuration commit list
Tue Dec 8 09:55:46.807 UTC
```

SNo.	Label/ID	User	Line	Client	Time Stamp
1	1000000003	michael	con0_0_CPU0	CLI	Tue Dec 8 09:45:58 2015
2	1000000002	michael	con0_0_CPU0	CLI	Tue Dec 8 09:45:07 2015
3	1000000001	michael	con0_0_CPU0	CLI	Tue Dec 8 09:44:22 2015

## Show configuration commit changes

```
RP/0/0/CPU0:XRv01#show configuration commit changes 1000000003
Tue Dec 8 09:56:37.364 UTC
Building configuration...
!! IOS XR Configuration 5.3.2
hostname XRv01
end
```

```
RP/0/0/CPU0:XRv01#show configuration commit changes 1000000002
Tue Dec 8 09:56:38.614 UTC
Building configuration...
!! IOS XR Configuration 5.3.2
snmp-server community public RO
end
```

```
RP/0/0/CPU0:XRv01#show configuration commit changes 1000000001
Tue Dec 8 09:56:40.114 UTC
Building configuration...
!! IOS XR Configuration 5.3.2
interface Loopback0
  ipv4 address 1.1.1.1 255.255.255.255
!
end
```

# Show configuration rollback changes to

```
RP/0/0/CPU0:XRv01#show configuration rollback changes to 1000000003
Tue Dec  8 09:57:31.470 UTC
Building configuration...
!! IOS XR Configuration 5.3.2
no hostname XRv01
end
```

```
RP/0/0/CPU0:XRv01#show configuration rollback changes to 1000000002
Tue Dec  8 09:57:33.930 UTC
Building configuration...
!! IOS XR Configuration 5.3.2
no hostname XRv01
no snmp-server community public RO
end
```

```
RP/0/0/CPU0:XRv01#show configuration rollback changes to 1000000001
Tue Dec  8 09:57:35.610 UTC
Building configuration...
!! IOS XR Configuration 5.3.2
no hostname XRv01
no snmp-server community public RO
no interface Loopback0
end
```

# Show configuration rollback changes last

```
RP/0/0/CPU0:XRv01#show configuration rollback changes last 3
Tue Dec  8 10:01:40.443 UTC
Building configuration...
!! IOS XR Configuration 5.3.2
no hostname XRv01
no snmp-server community public RO
no interface Loopback0
end
```

```
RP/0/0/CPU0:XRv01#show configuration rollback changes last 2
Tue Dec  8 10:01:41.853 UTC
Building configuration...
!! IOS XR Configuration 5.3.2
no hostname XRv01
no snmp-server community public RO
end
```

```
RP/0/0/CPU0:XRv01#show configuration rollback changes last 1
Tue Dec  8 10:01:43.213 UTC
Building configuration...
!! IOS XR Configuration 5.3.2
no hostname XRv01
end
```

# Rollback

```
RP/0/0/CPU0:XRv01#rollback configuration last 3
Tue Dec 8 10:05:13.359 UTC
```

```
Loading Rollback Changes.
Loaded Rollback Changes in 1 sec
Committing.
5 items committed in 1 sec (4)items/sec
Updating.
Updated Commit database in 1 sec
Configuration successfully rolled back 3 commits.
RP/0/0/CPU0:ios#show configuration commit list
Tue Dec 8 10:07:29.959 UTC
```

SNo.	Label/ID	User	Line	Client	Time Stamp
1	1000000004	michael	con0_0_CPU0	Rollback	Tue Dec 8 10:05:14 2015
2	1000000003	michael	con0_0_CPU0	CLI	Tue Dec 8 09:45:58 2015
3	1000000002	michael	con0_0_CPU0	CLI	Tue Dec 8 09:45:07 2015
4	1000000001	michael	con0_0_CPU0	CLI	Tue Dec 8 09:44:22 2015

```
RP/0/0/CPU0:ios#
```

## Check rollback - No loopback interface

```
RP/0/0/CPU0:ios#sho ip int brief
Tue Dec 8 10:10:17.118 UTC
```

Interface	IP-Address	Status	Protocol
MgmtEth0/0/CPU0/0	unassigned	Shutdown	Down
GigabitEthernet0/0/0/0	unassigned	Shutdown	Down
GigabitEthernet0/0/0/1	unassigned	Shutdown	Down
GigabitEthernet0/0/0/2	unassigned	Shutdown	Down
GigabitEthernet0/0/0/3	unassigned	Shutdown	Down
GigabitEthernet0/0/0/4	unassigned	Shutdown	Down
GigabitEthernet0/0/0/5	unassigned	Shutdown	Down
GigabitEthernet0/0/0/6	unassigned	Shutdown	Down

# Commit Confirmed

- 1st Commit is a Trial.
- Initiates an automatic rollback if the trial commit is not committed a 2 nd time.
- Ensures that a change does as it is supposed to.
- **Helps prevent lockouts!!!**

```
RP/0/0/CPU0:XR1(config)#hostname XR1-COMMIT-CONFIRM
RP/0/0/CPU0:XR1(config)#commit confirmed 30
RP/0/0/CPU0:Sep 16 13:46:53.374 : config[66625]: %MGBL-CONFIG-6-DB_COMMIT : Configuration
committed by user 'BEDGEW'. Use 'show configuration commit changes 1000000042' to view
the changes.
RP/0/0/CPU0:XR1-COMMIT-CONFIRM(config)#
RP/0/0/CPU0:Sep 16 13:47:24.075 : cfgmgr_trial_confirm[66653]: %MGBL-CONFIG-6-DB_COMMIT :
Configuration committed by user 'BEDGEW'. Use 'show configuration commit changes
1000000043' to view the changes.
RP/0/0/CPU0:XR1(config)#

RP/0/0/CPU0:XR1#show configuration commit list
Mon May 16 13:59:44.908 EDT
SNo. Label/ID      User      Line      Client      Time Stamp
~~~~ ~~~~~~
1      1000000043      BEDGEW    vty3:node0_0_CPU0  Rollback    Mon May 16 13:47:23 2015
2      1000000042      BEDGEW    vty3:node0_0_CPU0  CLI         Mon May 16 13:46:53 2015
```

# Commit Confirmed

## 2nd Commit does not register as a change

```
RP/0/0/CPU0:XR1(config)#hostname XR1-COMMIT-CONFIRM
RP/0/0/CPU0:XR1(config)#commit confirmed 30
RP/0/0/CPU0:Sep 16 13:51:47.414 : config[66850]: %MGBL-CONFIG-6-DB_COMMIT : Configuration
committed by user 'BEDGEW'. Use 'show configuration commit changes 1000000044' to view
the changes.
RP/0/0/CPU0:XR1-COMMIT-CONFIRM(config)#
RP/0/0/CPU0:XR1-COMMIT-CONFIRM(config)#commit
% Confirming commit for trial session.
RP/0/0/CPU0:XR1-COMMIT-CONFIRM(config)#exit
RP/0/0/CPU0:XR1-COMMIT-CONFIRM#
RP/0/0/CPU0:XR1-COMMIT-CONFIRM#show configuration commit list
SNo. Label/ID      User      Line      Client      Time Stamp
~~~~ ~~~~~~
1      1000000044      BEDGEW    vty3:node0_0_CPU0  CLI         Mon May 16 13:51:47 2015
2      1000000043      BEDGEW    vty3:node0_0_CPU0  Rollback    Mon May 16 13:47:23 2015
3      1000000042      BEDGEW    vty3:node0_0_CPU0  CLI         Mon May 16 13:46:53 2015
```

## Trace functionality

- Trace functionality is a form of 'always-on' debug without performance hit
- Circular logging
- Built-In to almost every component of IOS XR

## Trace functionality

```
RP/0/RP1/CPU0:CRS1#show ospf trace
OSPF Trace Summary (2, RP/1/RP0/CPU0:CRS1, 0M)
```

Trace Name	Size	Count	Description
1. adj	65536	6291	adjacency
2. adj_cycle	65536	893383	dbd/flood events/pkts
3. config	2048	486	config events
4. errors	8192	868816	errors
5. events	4096	255	mda/rtrid/bfd/vrf
6. ha	8192	485	startup/HA/NSF
7. hello	2048	3982447	hello events/pkts
8. idb	8192	973	interface
9. pkt	2048	1927767	I/O packets
10. rib	65536	52190	rib batching
11. spf	65536	93138	spf/topology
12. spf_cycle	65536	352143	spf/topology detail
13. te	4096	3893	mpls-te
14. test	1024	20052	testing info
15. mq	65536	5	message queue info

## Trace functionality (continued)

```
RP/0/RP0/CPU0:CRS1#show ospf trace hello
Traces for OSPF 2 (Wed Jan 22 08:55:38)
Traces returned/requested/available: 2048/2048/2048
Trace buffer: hello

1   Jan 22 08:49:45.305* ospf_send_hello: area 0.0.0.80 intf MADJ: BE1008 from 0.0.0.0
2   Jan 22 08:49:45.546 ospf_rcv_hello: intf BE1009 area 0.0.0.74 from 10.1.0.9 10.1.9.2
3   Jan 22 08:49:45.546 ospf_check_hello_events: intf MADJ: BE1009 area 0.0.0.74 from 0.0.0.0
4   Jan 22 08:49:45.573* ospf_send_hello: area 0.0.0.74 intf MADJ: BE1008 from 0.0.0.0
5   Jan 22 08:49:45.845* ospf_rcv_hello: intf BE1009 area 0.0.0.80 from 10.1.0.9 10.1.9.2
6   Jan 22 08:49:45.845* ospf_check_hello_events: intf MADJ: BE1009 area 0.0.0.80 from 0.0.0.0
7   Jan 22 08:49:45.917* ospf_send_hello: area 0.0.0.80 intf Te0/5/0/7 from 10.1.80.1
8   Jan 22 08:49:46.232 ospf_rcv_hello: intf BE1008 area 0.0.0.74 from 10.1.0.8 10.1.8.2
```

## monitor interface

```
RP/0/0/CPU0:ios#monitor Interface
Tue Dec  8 09:34:18.326 UTC

IOS-XR                Monitor Time: 00:00:30                SysUptime: 272:43:01

Protocol:General
Interface              In (bps)          Out (bps)          InBytes/Delta      OutBytes/Delta
Gi0/0/0/0              0/ 0%            0/ 0%             0/0                0/0
Gi0/0/0/1              0/ 0%            0/ 0%             0/0                0/0
Gi0/0/0/2              0/ 0%            0/ 0%             0/0                0/0
Gi0/0/0/3              0/ 0%            0/ 0%             0/0                0/0
Gi0/0/0/4              0/ 0%            0/ 0%             0/0                0/0
Gi0/0/0/5              0/ 0%            0/ 0%             0/0                0/0
Gi0/0/0/6              0/ 0%            0/ 0%             0/0                0/0
Mg0/0/CPU0/0          0/ --%           0/ --%            0/0                0/0

Quit='q',              Clear='c',          Freeze='f',         Thaw='t',
Next set='n',          Prev set='p',       Bytes='y',          Packets='k'
(General='g',          IPv4 Uni='4u',      IPv4 Multi='4m',    IPv6 Uni='6u',      IPv6 Multi='6m')
```

# Process Management

## Process

- An executable portion of code run within its own memory space
- Each process is allocated a Job ID# or JID when it is first run. Remains associated with the process even if the process is stopped & restarted
- Processes can be viewed or restarted by name or JID on a system level or for a specific LC

## Threads

- A process may contain one or more threads or a 'sub-process'. e.g. OSPF process has a thread which handles 'hellos'.
- Each thread is assigned a PID#. The PID changes if the process is stopped and restarted

# Process Restartability

```
RP/0/RP1/CPU0:CRS1#process shutdown snmpd

RP/0/RP1/CPU0:CRS1#show processes snmpd
      Job Id: 288`
      PID: 143532
Executable path: /disk0/hfr-base-4.2.1/bin/snmpd
Instance #: 1
  Respawn: ON
Respawn count: 1
  Last started: Mon May  9 15:32:22 2015
Process state: Killed (last exit status: 15)
      Ready: 11.636s
```

Process state reported as 'killed'

```
RP/0/RP1/CPU0:CRS1#process restart snmpd

RP/0/RP1/CPU0:CRS1#show processes snmpd
      Job Id: 288
      PID: 8528114
Executable path: /disk0/hfr-base-4.2.1/bin/snmpd
Instance #: 1
  Respawn: ON
Respawn count: 2
  Last started: Thu May 12 11:46:38 2015
Process state: Run (last exit status : 15)
      Ready: 6.657s
```

JID# remains constant, PID# changed on restart

Respawn counter incremented with process restart



# Monitor process command

- Command provide Unix 'top' like information
- Displays details on number of running processes, CPU and memory utilization
- Automatically updates every 10 seconds
- Can specify the location of the node that you wish to monitor, for example 0/RP0/CPU0 or 0/2/CPU0
- To change the parameters displayed by monitor processes, enter one of the interactive commands eg. ? to get help, n for the number of entries, t – sorted on cpu time, q to quit

# Monitor processes

```
233 processes; 788 threads; 4663 channels, 5906 fds
CPU states: 94.8% idle, 4.1% user, 1.0% kernel
Memory: 4096M total, 3599M avail, page size 4K
```

**t** - Sort on CPU time

**m** - Sort on memory usage

JID	TIDS	Chans	FDs	Tmrs	MEM	HH:MM:SS	CPU	NAME
1	26	236	183	1	0	67:18:56	1.06%	procnto-600-smp-cisco...
256	5	39	21	4	292K	0:02:44	0.79%	packet
69	10	454	9	3	2M	0:33:07	0.62%	qnet
331	8	254	21	13	2M	0:15:20	0.52%	wdsysmon
55	11	23	15	6	36M	0:31:18	0.50%	eth_server
241	12	96	83	13	1M	0:04:54	0.37%	netio
171	15	97	44	9	2M	0:03:33	0.12%	gsp

# 'Show tech' command

```
RP/0/RP0/CPU0:CRS1# show tech-support snmp file harddisk:sh_tech_snmp
++ Show tech start time: 2015-Jan-22.090643.UTC ++
Wed Jan 22 09:06:44 UTC 2015 Waiting for gathering to complete
.....
Wed Jan 22 09:10:24 UTC 2015 Compressing show tech output
Show tech output available at 0/RP0/CPU0 : harddisk:/demo_sh_tech.tgz
++ Show tech end time: 2015-Jan-22.091025.UTC ++

RP/0/RP0/CPU0:CRS1# dir harddisk: | in sh_tech_snmp
Wed Jan 22 09:10:46.951 UTC
58948      -rw-  709261      Wed Jan 22 09:10:25 2015  sh_tech_snmp.tgz
RP/0/RP0/CPU0:CRS1#

RP/0/RP1/CPU0:CRS1#show tech-support cef ipv4 location ?
0/2/CPU0   Fully qualified location specification
0/3/CPU0   Fully qualified location specification
0/5/CPU0   Fully qualified location specification
0/RP0/CPU0 Fully qualified location specification
0/RP1/CPU0 Fully qualified location specification
WORD       Fully qualified location specification
```

## IOS-XR Protocol Configuration

### IOS XR

- Protocol configuration exists:
  - Only within the protocol
  - Hierarchical
  - Avoids having to scroll back and forth in the configuration

## Configuring Static Routes

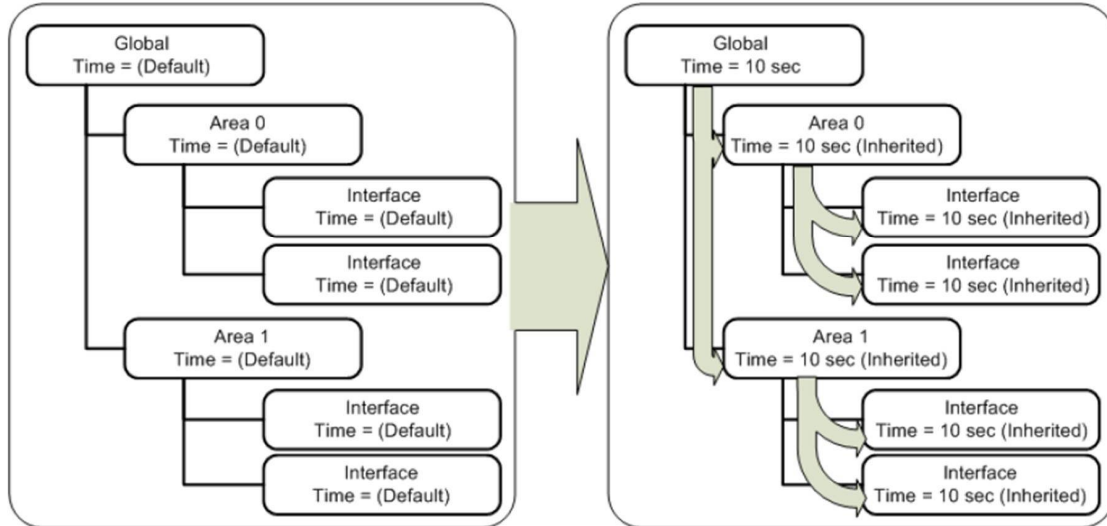
```
router static
address-family ipv4 unicast
  192.168.1.0/24 Serial0/0/0/0
  192.168.2.0/24 1.2.3.4
!
address-family ipv6 unicast
  fec0:1234::3/64 fec0::88
```

## Configuring OSPF

```
router ospf 1
area 0
  interface GigabitEthernet0/0/0/0
  !
  interface GigabitEthernet0/0/0/1
  !
  !
area 2
  interface GigabitEthernet0/0/0/2
  !
  interface GigabitEthernet0/0/0/3
  !
  !
  !
```

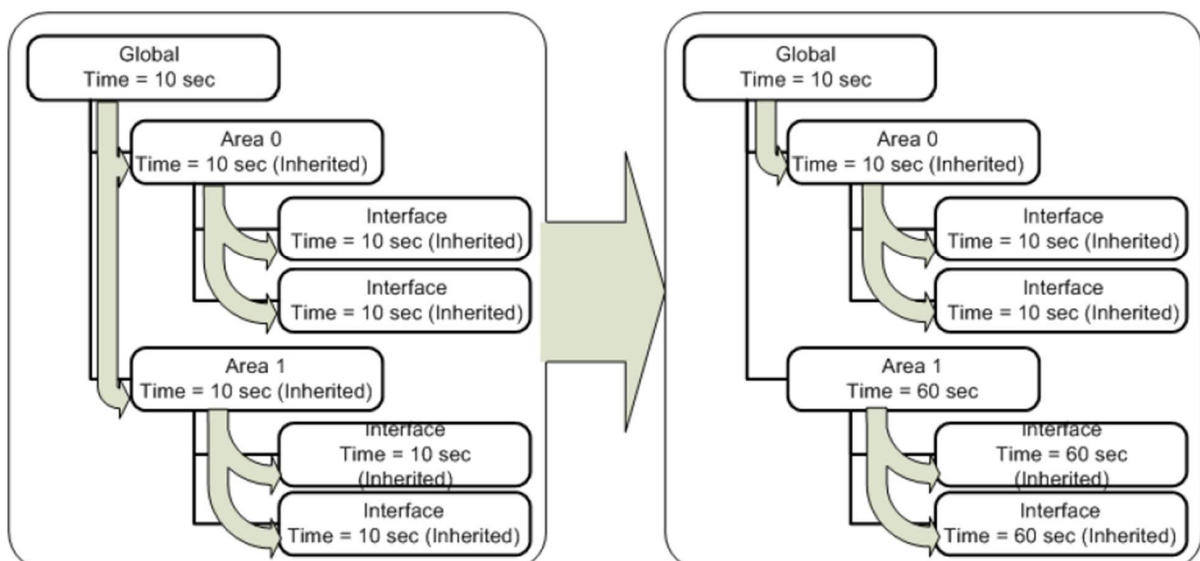
# OSPF Hierarchical Configuration

Settings at higher levels are inherited at lower levels



# Protocol Pre-emption

Configuration at lower level pre-empts global configuration



# Configuring OSPF Features

```
router ospf 1
 authentication message-digest
 message-digest-key 1 md5 CISCO
 network point-to-point
 area 0
  cost 100
  interface GigabitEthernet0/0/0/0
  !
  interface GigabitEthernet0/0/0/1
  !
 !
 area 2
  cost 2000
  interface GigabitEthernet0/0/0/2
  !
  interface GigabitEthernet0/0/0/3
  cost 9999
```

## OSPF Side-By-Side Comparison to IOS with Inheritance

### IOS XR

```
router ospf 1
 authentication message-digest
 message-digest-key 1 md5 CISCO
 network point-to-point
 area 0
  cost 100
  interface GigabitEthernet0/0/0/0
  !
  interface GigabitEthernet0/0/0/1
  !
 !
 area 2
  cost 2000
  interface GigabitEthernet0/0/0/2
  !
  interface GigabitEthernet0/0/0/3
  cost 9999
```

### IOS

```
router ospf 1
  area 0 authentication message-digest
  area 2 authentication message-digest
  network 10.100.1.0 0.0.0.7 area 0
  network 10.200.1.0 0.0.0.15 area 2

interface gi0/0
 ip ospf network point-to-point
 ip ospf message-digest-key 1 md5 CISCO
 ip ospf cost 100
 !
interface gi0/1
 ip ospf network point-to-point
 ip ospf message-digest-key 1 md5 CISCO
 ip ospf cost 100
 !
interface gi0/2
 ip ospf network point-to-point
 ip ospf message-digest-key 1 md5 CISCO
 ip ospf cost 2000
 !
interface gi0/3
 ip ospf network point-to-point
 ip ospf message-digest-key 1 md5 CISCO
 ip ospf cost 999
```

# OSPF Verification Commands

```
RP/0/0/CPU0:XR1#show ospf interface brief
```

```
Interfaces for OSPF 1
```

Interface	PID	Area	IP Address/Mask	Cost	State	Nbrs	F/C
Lo0	1	0	192.168.1.1/32	1	LOOP	0/0	
Gi0/0/0/0	1	0	10.1.1.1/24	1	DR	0/0	
Gi0/0/0/2	1	0	10.123.4.1/24	1	DROTH	2/3	

```
RRP/0/0/CPU0:XR1#show ospf neighbor
```

```
Neighbors for OSPF 1
```

Neighbor ID	Pri	State	Dead Time	Address	Interface
192.168.2.2	1	2WAY/DROTHER	00:00:32	10.123.4.2	GigabitEthernet0/0/0/2
Neighbor is up for 00:46:45					
192.168.3.3	1	FULL/BDR	00:00:35	10.123.4.3	GigabitEthernet0/0/0/2
Neighbor is up for 00:49:55					

```
Total neighbor count: 2
```

## Bridging the Gap

alias "show ip ospf" show ospf

# Configuring IS-IS

```
router isis ISIS
 net 49.1234.0000.0000.0001.00
 log adjacency changes
 interface GigabitEthernet0/0/0/0
  address-family ipv4 unicast
  !
  !
 interface GigabitEthernet0/0/0/1
  address-family ipv4 unicast
  !
  !
  !
```

## Configuring IS-IS Features

```
router isis ISIS
net 49.1234.0000.0000.0001.00
log adjacency changes
address-family ipv4 unicast
metric-style wide
!
interface GigabitEthernet0/0/0/0
circuit-type level-1
address-family ipv4 unicast
!
!
interface GigabitEthernet0/0/0/1
address-family ipv4 unicast
!
!
!
```

## IS-IS Neighbor Verification

```
RP/0/0/CPU0:XR1#show isis neighbors
```

```
IS-IS ISIS neighbors:
```

System Id	Interface	SNPA	State	Holdtime	Type	IETF-NSF
R2	Gi0/0/0/2	aabb.cc00.6500	Up	25	L1L2	Capable
R3	Gi0/0/0/2	aabb.cc00.6600	Up	7	L1L2	Capable

```
Total neighbor count: 2
```

## Configuring BGP

```
router bgp 100
  bgp router-id 192.168.1.1
  address-family ipv4 unicast
    network 192.168.0.0/16
  !
  neighbor 10.0.0.1
    remote-as 100
    update-source Loopback0
    address-family ipv4 unicast
```

## BGP Route Policies

```
router bgp 100
  address-family ipv4 unicast
  !
  neighbor 10.0.0.1
    remote-as 200
    address-family ipv4 unicast
```

```
RP/0/0/CPU0: 16:28:06.171 : bgp[1047]: %ROUTING-BGP-6-NBR_NOPOLICY : No inbound IPv4 Unicast policy is configured for eBGP neighbor 10.0.0.1. No IPv4 Unicast prefixes will be accepted from the neighbor until inbound policy is configured.
```

```
RP/0/0/CPU0:16:28:06.171 : bgp[1047]: %ROUTING-BGP-6-NBR_NOPOLICY : No outbound IPv4 Unicast policy is configured for eBGP neighbor 10.0.0.1. No IPv4 Unicast prefixes will be sent to the neighbor until outbound policy is configured.
```



# BGP Route Policies

```
router bgp 100
  address-family ipv4 unicast
!
  neighbor 10.0.0.1
    remote-as 200
  update-source Loopback0
  address-family ipv4 unicast
    route-policy PASS in
    route-policy PASS out
```

Routing policies are optional for  
IBGP sessions

# BGP Verification

```
RP/0/0/CPU0:XR1#show bgp ipv4 unicast summary
! Output omitted for brevity
BGP router identifier 192.168.1.1, local AS number 100
BGP main routing table version 4
```

Process	RcvTblVer	bRIB/RIB	LabelVer	ImportVer	SendTblVer	StandbyVer
Speaker	4	4	4	4	4	4

Neighbor	Spk	AS	MsgRcvd	MsgSent	TblVer	InQ	OutQ	Up/Down	St/PfxRcd
10.12.1.2	0	100	8	7	4	0	0	00:05:23	0

```
RP/0/0/CPU0:XR1#show bgp ipv4 unicast
! Output omitted for brevity
BGP main routing table version 6
```

Status codes: s suppressed, d damped, h history, \* valid, > best  
i - internal, r RIB-failure, S stale

Origin codes: i - IGP, e - EGP, ? - incomplete

Network	Next Hop	Metric	LocPrf	Weight	Path
*> 10.12.1.0/24	0.0.0.0	0		32768	i
* i	10.12.1.2	0	100	0	i
*> 192.168.1.1/32	0.0.0.0	0		32768	i
*>i192.168.2.2/32	10.12.1.2	0	100	0	i

Processed 2 prefixes, 2 paths

## Show run .....

```
RP/0/0/CPU0:XR1#show run router ospf 1
```

```
! Output omitted for brevity
```

```
router ospf 1
```

```
area 0
```

```
interface TenGigE9/0/0/0
```

```
!
```

```
!
```

```
area 1
```

```
interface TenGigE9/0/0/1
```

```
cost 10
```

```
interface TenGigE9/0/0/2
```

```
!
```

```
!
```

```
RP/0/0/CPU0:XR1#show run router ospf 1 area 1 interface TenGigE9/0/0/1
```

```
! Output omitted for brevity
```

```
router ospf 1
```

```
area 1
```

```
interface TenGigE9/0/0/1
```

```
cost 10
```

```
!
```

```
!
```

```
!
```

**Supports Autocomplete**

**Works with all protocols  
and almost any process!!**

## Route Policy Language

### What is RPL (Route Policy Language)

- Used to filter routing information
  - Remove routes
  - Change attributes
- Replaces route maps
  - More Scalable
  - Provides Clarity through (“if, then, else” style configuration)

## Actions in a RPL

- There is an implicit drop at the end of RPL processing.
- A route must be given a 'ticket' to ensure that it has been inspected by the RPL
  - Pass
  - Set
  - Drop
  - Done

## Basic RPL Action

- Pass – prefix allowed if not later dropped
  - Pass grants a ticket to defeat default drop
  - Execution **continues** after pass
- Set – value changed, prefix allowed if not later dropped
  - Any set at any level grants a ticket
  - Execution **continues** after set
  - Values can be set more than once
- Drop – prefix is discarded
  - Explicit drop **stops** policy execution
  - Implicit drop (if policy runs to end without getting a ticket)
- Done – accepts prefix and **stops** processing

# Basic RPL Examples

- Basic Pass Policy

### Example Configuration

```
route-policy PASS-ALL
  pass
end-policy
```

- Basic Drop Policy

### Example Configuration

```
route-policy DROP-ALL
  drop
end-policy
```

Somewhat redundant due to implicit drop

# Basic RPL Examples

## RPL Examples

- Basic conditional statement

Logic	Example Configuration
if Match-Condition-One then Action-One end-if	<pre>if med eq 150 then   pass endif</pre>

Conditional Match

Action

- Branching options

Logic	Example Configuration
if Match-Condition-One then Action-One else Action-Two end-if	<pre>if destination in (10.0.0.0/8 ge 8) then   pass else   drop endif</pre>

Comparison operator

Notice we are matching networks directly in the RPL.

Supports Prefix Matching or WildCard

## Multiple Branching options

### Logic

```
if Match-Condition-One then
  Action-One
elseif Match-Condition-Two then
  Action-Two
else
  Action-Three
end-if
```

```
if destination in (10.0.0.0/8 ge 8) then
  set tag 1
elseif destination in (172.16.0.0/12 ge12) then
  set tag 2
else
  drop
endif
```

## Nested Conditions

### Logic

```
if MATCHING-CONDITION-ONE then
  if MATCHING-CONDITION-TWO then
    ACTION-ONE
  end-if
end-if
```

### Example Configuration

```
if as-path passes-through '100' then
  if destination in PREFIX-SET-RFC1918 then
    pass
  endif
endif
```

# Simplifying BGP AS-Path Conditions

AS Path Selection Criteria	Route-Map AS-Path ACL Logic ( <i>ip as-path access-list 1</i> )	RPL Logic
Local Routes	<code>permit ^\$</code>	<code>if as-path is-local</code>
Only Routes From Neighbor AS 200	<code>permit ^200_</code>	<code>if as-path neighbor-is '200'</code>
Only Routes Originating From AS 200	<code>permit _200\$</code>	<code>if as-path originates-from '200'</code>
Passes Through AS200	<code>permit _200_</code>	<code>if as-path passes-through '200'</code>
Routes From 3 ASes or less away	<code>permit ^[0-9]+ [0-9]+ [0-9]+?</code>	<code>if as-path length le 3</code>

## RPL Examples

### Bad RPL Logic

```
route-policy METRIC-MODIFICATION
  if destination in (192.168.0.0/16 ge 16) then
    set med 100
  endif
  set med 200
end-policy
```

Overwrites Setting

### Good RPL Logic Option #1

```
route-policy METRIC-MODIFICATION
  if destination in (10.0.0.0/8 ge 8) then
    set med 100
  else
    set med 200
  endif
end-policy
```

### Option #2

```
route-policy METRIC-MODIFICATION
  if destination in (10.0.0.0/8 ge 8) then
    set med 100
  done
  endif
  set med 200
end-policy
```

Stops all processing on matched prefixes

# RPL Policy Sets

- IOS XR uses policy sets to store the information:  
Prefix Set, Community Set, Extended Community Set, AS\_Path Set
- There is not a deny in a Policy Set

## As-path-set

```
as-path-set as_51
ios-regex '_2129$',
ios-regex '_2147$',
ios-regex '_2856$',
ios-regex '_3486$',
ios-regex '_6432$',
ios-regex '_6468$',
ios-regex '_7310$',
ios-regex '_7768$',
ios-regex '_7862$',
ios-regex '_8296$'
end-set
```

The same set can be written as follows:

```
as-path-set as_51
ios-regex '(2129|2147|2856|3486|6432|6468|7310|7768|7862|8296)$'
end-set
```

# Community-Set

```
community-set cset1
  12:34,
  12:78,
  internet
end-set
```

Support for common community keywords

- **Internet** Internet (BGP well-known community)  
Advertise this route to the Internet community.  
All BGP-speaking networking devices belong to this community.
- **no-advertise** Do not advertise to any peer (BGP well-known community)
- **no-export** Do not export to next AS (BGP well-known community)

# Prefix-Set

```
prefix-set galaga
  171.68.118.0/24,
  192.168.0.0/16 ge 16 le 30
end-set
```



# Prefix-Set

## 10.0.1.1

match only one possible value, 10.0.1.1/32, mask omitted means 32.

## 10.0.2.0/24

match only one possible value, 10.0.2.0/24

## 10.0.3.0/24 ge 28

match a range of prefix values, from 10.0.3.0/28 to 10.0.3.255/32

## 10.0.4.0/24 le 28

match a range of values, from 10.0.4.0 to 10.0.4.240

(eg we can't "reach" the last 4 bits)

# Test

## 10.0.3.0/24 ge 28

<b>*&gt;i10.0.3.0/28</b>	<b>8.1.1.1</b>	<b>100</b>	<b>1234</b>	<b>0 2 3 {4} i</b>
<b>*&gt;i10.0.3.16/28</b>	<b>8.1.1.1</b>	<b>100</b>	<b>1234</b>	<b>0 2 {3,4} i</b>
<b>*&gt;i10.0.3.32/28</b>	<b>8.1.1.1</b>	<b>100</b>	<b>1234</b>	<b>0 2 3 {4,5} i</b>
<b>*&gt;i10.0.3.48/28</b>	<b>8.1.1.1</b>	<b>100</b>	<b>1234</b>	<b>0 2 i</b>
<b>*&gt;i10.0.3.0/26</b>	<b>8.1.1.1</b>	<b>100</b>	<b>300</b>	<b>0 2 3 {4} i</b>
<b>*&gt;i10.0.3.64/26</b>	<b>8.1.1.1</b>	<b>100</b>	<b>300</b>	<b>0 2 {3,4} i</b>
<b>*&gt;i10.0.3.2/31</b>	<b>8.1.1.1</b>	<b>100</b>	<b>1234</b>	<b>0 2 {3,4} i</b>
<b>*&gt;i10.0.3.4/31</b>	<b>8.1.1.1</b>	<b>100</b>	<b>1234</b>	<b>0 2 3 {4,5} i</b>
<b>*&gt;i10.0.3.6/31</b>	<b>8.1.1.1</b>	<b>100</b>	<b>1234</b>	<b>0 2 i</b>
<b>*&gt;i10.0.3.0/24</b>	<b>8.1.1.1</b>	<b>100</b>	<b>300</b>	<b>0 2 3 {4} i</b>

## 10.0.4.0/24 le 28

*>i10.0.4.0/24	8.1.1.1	100	1234	0 2 3 {4} i
*>i10.0.4.0/26	8.1.1.1	100	1234	0 2 3 {4} i
*>i10.0.4.64/26	8.1.1.1	100	1234	0 2 {3,4} i
*>i10.0.4.128/26	8.1.1.1	100	1234	0 2 3 {4,5} i
*>i10.0.4.48/28	8.1.1.1	100	1234	0 2 i
*>i10.0.4.64/28	8.1.1.1	100	1234	0 2 3 {4,5} i
*>i10.0.4.24/30	8.1.1.1	100	300	0 2 3 i
*>i10.0.4.28/30	8.1.1.1	100	300	0 2 {3} i

## 10.0.5.0/24 ge 26 le 30

*>i10.0.5.4/30	8.1.1.1	100	1234	0 2 {3,4} i
*>i10.0.5.8/30	8.1.1.1	100	1234	0 2 3 {4,5} i
*>i10.0.5.12/30	8.1.1.1	100	1234	0 2 i
*>i10.0.5.4/31	8.1.1.1	100	300	0 2 3 {4,5} i
*>i10.0.5.6/31	8.1.1.1	100	300	0 2 i
*>i10.0.5.5/32	8.1.1.1	100	300	0 2 3 {4,5,6} i
*>i10.0.5.6/32	8.1.1.1	100	300	0 2 3 i
*>i10.0.5.0/25	8.1.1.1	100	300	0 2 3 {4} i
*>i10.0.5.128/25	8.1.1.1	100	300	0 2 {3,4} i
*>i10.0.5.64/26	8.1.1.1	100	1234	0 2 {3,4} i
*>i10.0.5.128/26	8.1.1.1	100	1234	0 2 3 {4,5} i

## extcommunity-set

```
extcommunity-set rt extcomm-rt
10002:666
10.0.0.2:666
end-set
```

## Named and Inline Set

### Inline Example Configuration

```
if destination in (10.0.0.0/8 ge 8, 172.16.0.0/12 ge 12, 192.168.0.0/16 ge 16) then
  pass
else
  drop
endif
```

### Set Example Configuration

```
route-policy RFC1918-PREFIX-SET
  if destination in PREFIX-SET-RFC1918 then
    pass
  endif
end-policy
!
prefix-set PREFIX-SET-RFC1918
  10.0.0.0/8 ge 8,
  172.16.0.0/12 ge 12,
  192.168.0.0/16 ge 16
end-set
```

# Named and Inline Set

## Viewing Set Based RPLS

Keyword required to see sets in the RPL

### Inline Example Configuration

```
RP/0/0/CPU0:XR1#show rpl route-policy RFC1918-PREFIX-SET inline
```

```
route-policy RFC1918-PREFIX-SET
  if destination in (10.0.0.0/8 ge 8, 172.16.0.0/12 ge 12, 192.168.0.0/16 ge 16) then
    pass
  endif
end-policy
```

Avoids having to scroll back and forth in the configuration

## Inline:

```
route-policy use_inline
  if as-path in (ios-regexp '_42$', ios-regexp '_127$') then
    pass
  else
    drop
  endif
end-policy
```

## Named-Set:

```
as-path-set named_set
  ios-regex '_42$',
  ios-regex '_127$'
end-set
```

```
route-policy use_named
  if as-path in named_set then
    pass
  else
    drop
  endif
end-policy
```

## Nesting of RPLs

### Example Configuration

```
route-policy PARENT
  apply CHILD-ONE
  apply CHILD-TWO
  pass
end-policy

route-policy CHILD-ONE
  set weight 100
end-policy

route-policy CHILD-TWO
  set community (2:1234) additive
end-policy
```

Can go multiple levels deep

# Boolean Operators

## Negation

```
if not destination in PREFIX-SET-RFC1918 then
    pass
endif
```

## Conjunction

```
if destination in PREFIX-SET-RFC1918 and as-path passes-through '100' then
    pass
endif
```

## Disjunction

```
if destination in PREFIX-SET-RFC1918 or as-path passes-through '100' then
    pass
endif
```

# RPL Show Commands

## Only display prefixes matching policy – filter show command

```
RP/0/0/1:CRS1#show bgp route-policy SAMPLE
BGP router identifier 172.20.1.1, local AS number 1820
BGP main routing table version 729
Dampening enabled
BGP scan interval 60 secs
Status codes: s suppressed, d damped, h history, * valid, > best
i - internal, S stale
Origin codes: i - IGP, e - EGP, ? - incomplete
Network Next Hop Metric LocPrf Weight Path
* 10.13.0.0/16 192.168.40.24 0 1878 704 701 200 ?
* 10.16.0.0/16 192.168.40.24 0 1878 704 701 i
```

# sample

```
RP/0/RSP0/CPU0:ASR9006-B#show bgp
<SNIP>
Status codes: s suppressed, d damped, h history, * valid, > best
              i - internal, r RIB-failure, S stale, N Nexthop-discard
Origin codes: i - IGP, e - EGP, ? - incomplete
  Network          Next Hop          Metric LocPrf Weight Path
*> 82.210.208.124/30 82.210.208.125      0           0 8151 i
*> 82.210.211.4/30  82.210.208.125      0           0 8151 i
Processed 2 prefixes, 2 paths
```

```
RP/0/RSP0/CPU0:ASR9006-B#show bgp route-policy ACL
<SNIP>
Origin codes: i - IGP, e - EGP, ? - incomplete
  Network          Next Hop          Metric LocPrf Weight Path
*> 82.210.208.124/30 82.210.208.125      0           0 8151 i
Processed 1 prefixes, 1 paths
```

## RPL Show Commands [attachpoint]

### RPL Attachment Points

```
RP/0/RP0/CPU0:CRS1#show rpl route-policy PASS attachpoints
```

```
BGP Attachpoint: Neighbor
```

Neighbor/Group	type	afi/safi	in/out	vrf name
cavs	nbr	IPv4/uni	in	default

# RPL Show Commands

## RPL Attachment States

```
RP/0/0/CPU0:CRS1#show rpl route-policy states

ACTIVE -- Referenced by at least one policy which is attached
INACTIVE -- Only referenced by policies which are not attached
UNUSED -- Not attached (directly or indirectly) and not referenced

The following policies are (ACTIVE)
-----
..

The following policies are (INACTIVE)
-----

None found with this status.

The following policies are (UNUSED)
-----
..
```

## Editing route policies

```
RP/0/RSP0/CPU0:A9K-BNG(config)#route-policy test
RP/0/RSP0/CPU0:A9K-BNG(config-rpl)#if med eq 100 then
RP/0/RSP0/CPU0:A9K-BNG(config-rpl-if)#set local-preference 100
RP/0/RSP0/CPU0:A9K-BNG(config-rpl-if)#endif
RP/0/RSP0/CPU0:A9K-BNG(config-rpl)#end-policy
RP/0/RSP0/CPU0:A9K-BNG(config)#commit
RP/0/RSP0/CPU0:A9K-BNG(config)#
```

```
RP/0/RSP0/CPU0:A9K-BNG(config)#route-policy test
Fri Jan 20 14:58:39.900 EDT
% WARNING: Policy object route-policy test' exists! Reconfiguring it via CLI will
replace current definition. Use 'abort to cancel.
RP/0/RSP0/CPU0:A9K-BNG(config-rpl)#
```



# edit

RP/0/RSP0/CPU0:A9K-BNG#edit route-policy test ?

emacs to use Emacs editor

nano to use nano editor

vim to use Vim editor

<cr>

If prefer VI and then you can edit your RPL in a VI like manner

## Management Virtual Address

```
interface MgmtEth0/RSP0/CPU0/0
```

```
  vrf mgmt
```

```
  ipv4 address 192.168.236.1 255.255.255.128
```

```
interface MgmtEth0/RSP1/CPU0/0
```

```
  vrf mgmt
```

```
  ipv4 address 192.168.236.2 255.255.255.128
```

```
ipv4 virtual address vrf mgmt 192.168.236.3/25
```

```
ipv4 virtual address use-as-src-addr
```

## RSP Reload Reason

- RP/0/RSP0/CPU0:F241-38-19-ASR9001-02#sh reboot history reverse location 0/0/cPU0

Sun Dec 1 23:54:50.951 EST

No Time Cause Code Reason

-----  
02 Sun Sep 29 08:34:25 2013 0x0400004f Cause: MBI-HELLO reloading node on receiving reload notification

Process: mbi-hello

01 Wed Nov 20 17:10:36 2013 0x04000043 Cause: Reloading managed node

Process: insthelper

99

## L2vpn Overview

- All configuration goes under the L2vpn container
- EFP replaces sub-interface
- Two Options to apply Configuration under L2vpn
  - Under l2vpn container (xconnect configuration generally)
  - Create bridge-group (more than 2 connections)
- Every show command starts with the keyword “*show l2vpn*”

```
RP/0/RSP0/CPU0:F241-38-19-ASR9001-02#sh run l2vpn
```

```
Sat Nov 30 23:59:20.740 EST
```

```
l2vpn
```

```
xconnect group 9k-9001
```

```
p2p 9k-9001-svc1
```

```
interface TenGigE0/0/0/1.100
```

```
neighbor ipv4 172.16.1.1 pw-id 1
```

```
!
```

100

## L2vpn Troubleshooting

- [RP/0/RSP0/CPU0:F241-38-19-ASR9001-02#show l2vpn xconnect state up](#)

Sun Dec 1 00:04:01.342 EST

Legend: ST = State, UP = Up, DN = Down, AD = Admin Down, UR = Unresolved,  
SB = Standby, SR = Standby Ready, (PP) = Partially Programmed

XConnect		Segment 1			Segment 2		
Group	Name	ST	Description	ST	Description	ST	
9k-9001	9k-9001-svc1	UP	Te0/0/0/1.100	UP	172.16.1.1 1	UP	

101

## L2vpn Troubleshooting

- [RP/0/RSP0/CPU0:F241-38-19-ASR9001-02#sh l2vpn xconnect neighbor 172.16.1.1](#)

Sun Dec 1 00:06:46.561 EST

Legend: ST = State, UP = Up, DN = Down, AD = Admin Down, UR = Unresolved,  
SB = Standby, SR = Standby Ready, (PP) = Partially Programmed

XConnect		Segment 1			Segment 2		
Group	Name	ST	Description	ST	Description	ST	
9k-9001	9k-9001-svc1	UP	Te0/0/0/1.100	UP	172.16.1.1 1	UP	

102

## L2vpn Troubleshooting – AC States

States	Note
UP	All segments are configured and their state is up
DN	Segment is configured. Interface has been configured for l2transport but local interface is down
UR	At least one of the segments is not configured
CO	Service is available, interface has been configured for l2transport but interface is not up and not ready to distribute labels
LU	AC is up but remote AC/PW is not ready
RU	Remote AC/PW are up but local AC/PW are not ready
Ad	Atleast one of the segments is not configured

103

## BGP Best Path Algorithm

- Explains why the bestpath is the best
- IOS-XR has
  - `sho bgp x.x.x.x/x bestpath-compare`

```
ASR9010-01#sho bgp 211.73.77.64/28 bestpath-compare
.....
Path #1: Received by speaker 1
Not advertised to any peer
Local, (received & used)
211.73.76.2 (metric 101) from 211.73.76.3 (211.73.76.2)
  Origin IGP, metric 0, localpref 100, valid, internal, best, group-best
  Received Path ID 0, Local Path ID 1, version 57
  Originator: 211.73.76.2, Cluster list: 211.73.76.3
  best of local AS, Overall best
Path #2: Received by speaker 1
Not advertised to any peer
Local, (received & used)
211.73.76.2 (metric 101) from 211.73.76.13 (211.73.76.2)
  Origin IGP, metric 0, localpref 100, valid, internal
  Received Path ID 0, Local Path ID 0, version 0
  Originator: 211.73.76.2, Cluster list: 211.73.76.13
  Higher neighbor address than best path (path #1)
```

104

# Optical Power

- show controllers gigabitEthernet 0/5/0/1 phy

```
#show controllers tenGigE0/6/1/7 phy
Wed Jun 22 18:20:07.723 cst
PHY data for interface: TenGigE0/6/1/7
```

SFP EEPROM port: 7

Xcvr Type: SFP

Xcvr Code: SFP-10G-LR

Encoding: 64B66B

Bit Rate: 10300 Mbps

.....

Temperature: 44.414

Voltage: 3.358 Volt

Tx Bias: 31.878 mAmps

**Tx Power: 0.55560 mW (-2.55238 dBm)**

**Rx Power: 0.45720 mW (-3.39894 dBm)**

Oper. Status/Control:

105

# Environment

- admin show environment all
- admin show environment table
- admin show environmen fans
- admin show environmen power-supply

106